

# UNIVERSAL LIFE SAVINGS & INVESTMENT OPTIONS



universal life

# UNIVERSAL LIFE SAVINGS & INVESTMENT OPTIONS

Universal life combines cost-effective life insurance protection and tax-advantaged investment opportunities. Before making your investment choices, it's important to understand how comfortable you are with investment risk. Many people recommend taking a more conservative approach within an insurance policy in order to safeguard the death benefit. We offer a wide range of investment options that are well suited to not only building a conservative portfolio, but also adding long-term growth options for the more aggressive investor.

## DESIGNING YOUR SAVINGS AND INVESTMENT PORTFOLIO

You can invest in any combination of the following:

- **Daily Interest Account** The Daily Interest Account is similar to a typical savings account found at various financial institutions. The interest rate credited on premiums allocated to the Daily Interest Account will be determined by Equitable Life® from time to time but is guaranteed never to be less than 90% of the yield on 91-Day Government of Canada Treasury Bills, less 2%. Interest credited will never be negative.
- **Guaranteed Deposit Accounts** A minimum investment of \$500 is required and can be invested for terms of 1, 5, and 10 years. Premiums allocated to the Guaranteed Deposit Accounts provide you with a guaranteed rate of interest for the term selected. Interest credited will never be negative.
- **Linked Interest Options** Linked Interest Options provide the opportunity to have non-registered accounts that enjoy tax-advantaged earnings with performance that reflects domestic, global equity and bond markets. There are three types of Linked Interest Options available:

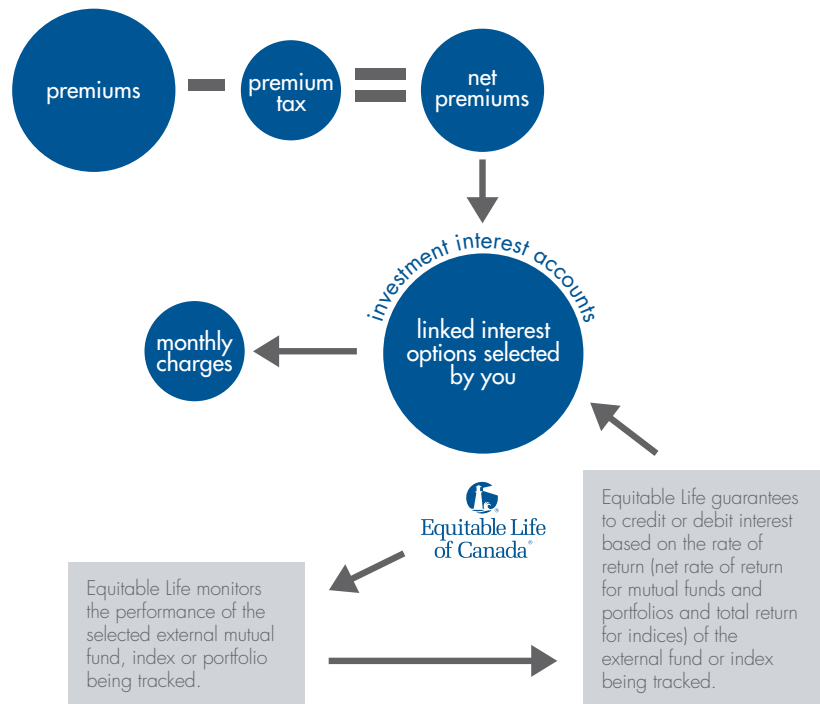
Index Interest Options	Performance Fund Interest Options	Portfolio Interest Options
Interest based on the movement of widely recognized indices.	Interest mirrors the performance of mutual funds managed by some of the world's best professional money managers.	Interest based on the performance of the Franklin Templeton Quotential Portfolios.

HOW DO THE LINKED INTEREST OPTIONS WORK?

With Linked Interest Options, you are not investing in or buying units in the Index, Performance or Portfolio Fund being tracked. Instead, net premiums allocated to the Linked Interest Options are invested in an interest bearing account on deposit with The Equitable Life Insurance Company of Canada. Charges are deducted monthly.

Equitable Life guarantees to credit or debit interest with an interest rate equal to:

- not less than 100% of the net rate of return of the Performance or Portfolio Funds being tracked, including the reinvestment of dividends, and
- not less than 100% of the comparative increase or decrease of the total return of the Index being tracked, including the reinvestment of dividends.



Due to the variable nature of the market-based investments that are being tracked, the rate of interest can be either positive or negative depending on the movement of the applicable index, mutual fund or portfolio you select.

- A positive rate of return will result in a credit and will increase your account value.
- A negative rate of return will result in a debit and will decrease your account value

Starting Account Value	Rate of return of the fund being tracked	Your New Account Value
\$2,000	2%	\$2,040
	-3%	\$1,940

The performance you experience will depend on the amounts and timing of premiums relative to the index, mutual fund or portfolio being tracked by your Linked Interest Option(s). While Linked Interest Options may provide the potential for greater rates of return over the long term, there is an inherent risk in selecting them as investment options. Unlike investing in the Daily Interest Account or the Guaranteed Deposit Accounts where there are guarantees surrounding the credited interest rates, investments in the Linked Interest Options are NOT GUARANTEED. It is possible to receive negative interest, which will reduce your Account Value. Past performance of the indices, mutual funds or portfolios does not guarantee future results. Investment results will vary.

It is important to consider these factors and your risk tolerance when you make your Investment Interest Account selection. If you are planning to deposit a premium that is equal to or only slightly greater than the minimum premium for your policy, you should not be selecting any investment option that can have a negative return. In this case, you should limit your investment choices to the Daily Interest Account and the Guaranteed Deposit Accounts.

## WHAT'S THE RIGHT INVESTMENT MIX FOR YOU?

Your financial goals and objectives, time horizon, and attitudes towards risk all play a role in determining the investment mix or asset allocation that's right for you.

Completing the Investor Profiler Questionnaire (I190) will provide you with potential portfolios. Your financial advisor can assist you with reviewing your profile and selecting your investments.

- Design a portfolio by choosing from a combination of guaranteed investments, fixed income and equities in the proportions indicated.
- Or simply select the Portfolio Interest Option that best fits your profile.

## INVESTMENT PROFILE CATEGORIES



1. **Minimal Risk**  
100% Guaranteed (Guaranteed/Term Deposit Accounts)



2. **Conservative**  
30% Equity, 45% Fixed Income, 25% Guaranteed  
OR  
45% Balanced, 30% Fixed Income, 25% Guaranteed  
OR  
Diversified Income Portfolio Interest Option



3. **Moderate Conservative**  
40% Equity, 40% Fixed Income, 20% Guaranteed  
OR  
60% Balanced, 20% Fixed Income, 20% Guaranteed  
OR  
Balanced Income Portfolio Interest Option



4. **Balanced Growth**  
60% Equity and 40% Fixed Income  
OR  
100% Balanced  
OR  
Growth Portfolio Interest Option



5. **Growth**  
80% Equity and 20% Fixed Income  
OR  
80% Balanced and 20% Equity  
OR  
Growth Portfolio Interest Option



6. **Aggressive Growth**  
100% Equity  
OR  
Diversified Equity Portfolio Interest Option

### LEGEND



Guaranteed



Fixed Income



Equity

## SAVINGS AND INVESTMENT OPTIONS

### Guaranteed Investment Options

- Daily Interest Account
- Guaranteed Deposit Accounts (terms of 1, 5 and 10 years)

### Fixed Income Exposure

- Performance Fund Interest Option – Canadian Bond
- Performance Fund Interest Option – Global Fixed Income

### Balanced Exposure

- Performance Fund Interest Option – Canadian
- Performance Fund Interest Option – Global Balanced

### Domestic Equity Exposure

- Index Interest Option – Canadian Equity
- Performance Fund Interest Option – Canadian Value Stock
- Performance Fund Interest Option – Large Cap Canadian Equity

### U.S. Equity Exposure

- Index Interest Option – American Equity
- Index Interest Option – U.S. Technologies
- Index Interest Option – U.S. Blue Chip

### Foreign Equity Exposure

- Performance Fund Interest Option – Global
- Index Interest Option – European

### Portfolio Interest Options

- Diversified Income Portfolio Interest Option (**Conservative**)
- Balanced Income Portfolio Interest Option (**Moderate Conservative**)
- Balanced Growth Portfolio Interest Option (**Balanced Growth**)
- Growth Portfolio Interest Option (**Growth**)
- Diversified Equity Portfolio Interest Option (**Aggressive Growth**)





## WHAT LINKED INTEREST OPTIONS ARE AVAILABLE ON UNIVERSAL LIFE PLANS?

The following pages outline the Linked Interest Options available under your universal life plan along with a Glossary of terms.

Asset Class	Volatility	Fund Name	Page
Fixed Income Exposure	Low	Performance Fund Interest Option – Canadian Bond	1
	Low to Moderate	Performance Fund Interest Option – Global Fixed Income	2
Balanced Exposure	Low to Moderate	Performance Fund Interest Option – Canadian	3
		Performance Fund Interest Option – Global Balanced	4
Domestic Equity Exposure	Moderate	Index Interest Option – Canadian Equity	5
		Performance Fund Interest Option – Canadian Value Stock	6
		Performance Fund Interest Option – Large Cap Canadian Equity	7
U.S. Equity Exposure	Moderate	Index Interest Option – American Equity	8
		Index Interest Option – U.S. Technologies	9
		Index Interest Option – U.S. Blue Chip	10
Foreign Equity Exposure	Moderate	Performance Fund Interest Option – Global	11
		Index Interest Option – European	12
Portfolio Interest Options	Low	Diversified Income Portfolio Interest Option	13
	Low to Moderate	Balanced Income Portfolio Interest Option	14
		Balanced Growth Portfolio Interest Option	15
		Growth Portfolio Interest Option	16
	Moderate	Diversified Equity Portfolio Interest Option	17

While Equitable Life has made every effort to ensure the accuracy of the information presented here, the policy contract governs in all cases.



## TYPE OF LINKED INTEREST OPTION NAME OF LINKED INTEREST OPTION

(External mutual fund, index or portfolio currently being tracked)

FULL LEGAL LICENSED NAME OF INSURANCE COMPANY | DATE OF INFORMATION

### QUICK FACTS

#### Portfolio Manager:

An individual, or firm, who controls the assets within the external mutual fund, index or portfolio being tracked. The portfolio manager monitors and selects appropriate investments based on the investment objective of the fund or underlying fund.

#### Date of Inception:

The date of inception reflects the date on which the Linked Interest Option became available with Equitable Life's universal Life policies. It does not reflect the actual inception date for the Mutual Fund or Index being tracked.

#### Asset Class:

The category or type of investment found in the external mutual fund, index or portfolio being tracked.

#### Management Expense Ratio (MER):

The actual returns of the fund or portfolio being tracked are reduced by the MER.

### WHAT IS THE INVESTMENT OBJECTIVE?

This section outlines the financial goal that the Portfolio Manager is working to achieve along with the type of investments they'll make and the strategy they'll follow to meet that objective.

### TOP 10 INVESTMENTS

The top 10 list reflects the top 10 holdings of the external mutual fund, index or portfolio being tracked.

### HOW RISKY IS IT?

Low	Low to medium	Medium	Medium to high	High
-----	---------------	--------	----------------	------

This chart indicates the risk by measuring the amount of price change in the fund, index or portfolio over a one month period. The value of your investments can go down. The level of risk that is suitable for you will depend on a number of factors such as your investment goals and risk tolerance. Speak to your advisor to determine the appropriate funds for you in your particular circumstances.

### HOW HAS IT PERFORMED?

This section shows the Linked Interest Option performance for the past 5 years and since the date the Linked Interest Option became available on Equitable Life's universal life policies.

### INVESTMENT SEGMENTATION

The pie graph(s) show a breakdown of the investment portfolio of the external mutual fund, index or portfolio being tracked. It is segmented into appropriate subgroups and the percentage that is held in each subgroup.

The portfolio advisor may, in its sole discretion, modify the optimal asset mix, change the percentage of holdings of any fund, remove any fund or add other funds managed by the Manager or by third parties. Equitable Life will credit or debit interest based on 100% of the net rate of return of the applicable Portfolio regardless of any changes made.

Linked Interest Options are NOT Mutual Funds or Indexes; your clients are not acquiring units in a mutual or investment fund or other security. Your clients are placing funds on deposit, earning interest, with the general funds of Equitable Life. Performance is not guaranteed. Your clients may be credited positive or negative interest depending on the performance of the mutual fund or index being tracked. The mutual fund or index being tracked may change at any time. Linked Interest Option Administration Fees will apply.

### QUICK FACTS

<b>Portfolio Manager:</b>	The Equitable Life Insurance Company of Canada
<b>Date of Inception:</b>	May 12, 2013
<b>Asset Class:</b>	Canadian Fixed Income
<b>Management Expense Ratio (MER):</b>	0.89%

### WHAT IS THE INVESTMENT OBJECTIVE?

The objective of the fund seeks income with capital appreciation and preservation by investing in a diversified portfolio of primarily Canadian dollar debt, preferred shares and limited exposure to foreign denominated debt. The fund will primarily invest in investment grade debt.

### TOP 10 INVESTMENTS

1. Canada Government 1.25% 01-Jun-2030
2. Canadian Government 2.50% 01-Dec-2032
3. Canada Government 1.75% 01-Dec-2053
4. Canada Government 2.75% 01-Sept-2027
5. Canada Government 2.75% 01-Aug-2024
6. Canada Government 2.75% 01-Dec-2048
7. Ontario Province 3.75% 02-Jun-2032
8. Ontario Province 2.65% 02-Dec-2050
9. Canada Government 3.00% 01-Oct-2025
10. Canada Government 2.00% 01-Dec-2051

### HOW RISKY IS IT?

<b>Low</b>	Low to medium	Medium	Medium to high	High
------------	---------------	--------	----------------	------

This is a Linked Interest Option. It is not a Mutual fund or Indices. You are not acquiring an interest in any investments tracked by this designated index or purchasing any units or legal interest in any security. You are placing funds on deposit, earning interest with the general funds of Equitable Life. Interest is based on the performance of Equitable Life Active Canadian Bond Fund Internal Linked.

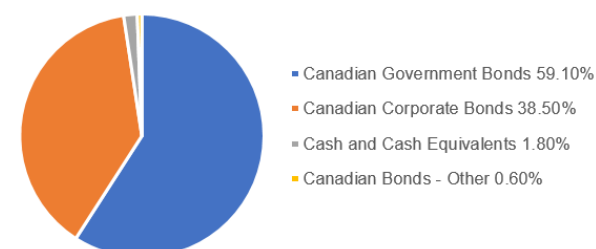
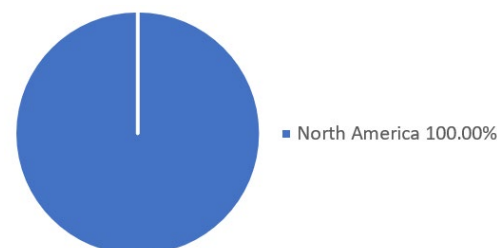
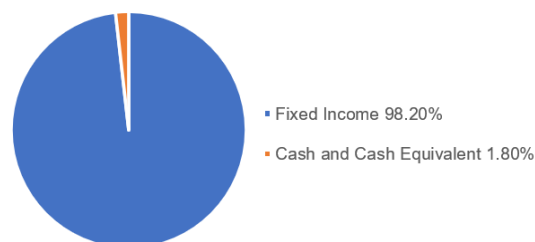
### HOW HAS IT PERFORMED?

<b>Compound returns</b> (In Canadian dollars as of June 30, 2023)	
1 month	0.02%
6 months	2.26%
1 year	2.78%
2 years	-5.39%
3 years	-3.88%
5 years	0.14%
Since inception	3.28%

For current month returns, visit [www.equitable.ca](http://www.equitable.ca). Universal Life Rates & Performance can be found under Our Products / Universal Life / Resources.

Past performance does not guarantee future results. Investment results will vary. The fund or index being tracked may change at any time.

### INVESTMENT SEGMENTATION



## QUICK FACTS

<b>Portfolio Manager:</b>	Invesco Canada Ltd.
<b>Date of Inception:</b>	April 2014
<b>Asset Class:</b>	Global Fixed Income
<b>Management Expense Ratio (MER):</b>	1.62%

## WHAT IS THE INVESTMENT OBJECTIVE?

The underlying fund objective is to generate income and capital appreciation over the long term by investing primarily in investment-grade debt securities of governments, corporations and other issuers around the world.

## TOP 10 INVESTMENTS

(as of June 30, 2023)

1. Invesco ESG Global Bond ETF, CAD Units
2. Cash and Cash equivalents
3. United Kingdom Gilt, 4.25%, due 6/7/32
4. Bundesrepublik Deutschland Bundesanleihe, 2.30%, due 2/15/33
5. Japanese government bond, 0.10% due 9/20/30
6. Bundesrepublik Deutschland Bundesanleihe, 0.00%, due 8/15/26
7. Bundesrepublik Deutschland Bundesanleihe, 0.00%, due 2/15/32
8. Netherlands government bond, 0.00%, due 1/15/52
9. French Republic bond, 0.50%, due 5/25/25
10. Fannie Mae Pool, 5.50%, due 3/1/53

## HOW RISKY IS IT?

<b>Low</b>	Low to medium	Medium	Medium to high	High
------------	---------------	--------	----------------	------

This is a Linked Interest Option. It is not a Mutual fund or Indices. You are not acquiring an interest in any investments tracked by this designated index or purchasing any units or legal interest in any security. You are placing funds on deposit, earning interest with the general funds of Equitable Life. Interest is based on the performance of Invesco Global Bond Fund.

## HOW HAS IT PERFORMED?

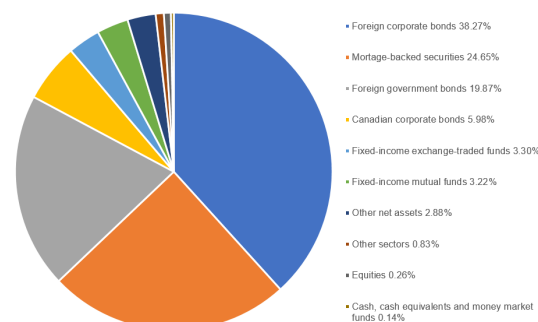
<b>Compound returns</b> (In Canadian dollars as of June 30, 2023)	
1 month	0.09%
6 months	1.26%
1 year	2.02%
2 years	-5.43%
3 years	-3.71%
5 years	-0.86%
Since inception	0.33%

For current month returns, visit [www.equitable.ca](http://www.equitable.ca). Universal Life Rates & Performance can be found under Our Products / Universal Life / Resources.

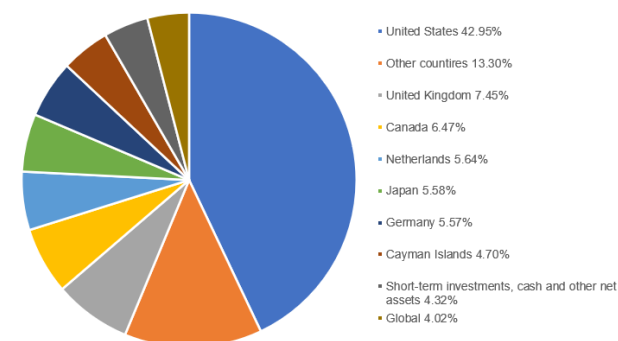
Past performance does not guarantee future results. Investment results will vary. The fund or index being tracked may change at any time.

## INVESTMENT SEGMENTATION

(as of May 31, 2023)



(as of June 30, 2023)





## QUICK FACTS

<b>Portfolio Manager:</b>	The Equitable Life Insurance Company of Canada
<b>Date of Inception:</b>	September 2013
<b>Asset Class:</b>	Global Neutral Balanced
<b>Management Expense Ratio (MER):</b>	2.48%

## WHAT IS THE INVESTMENT OBJECTIVE?

The objective of the fund seeks long-term capital appreciation and income by investing in a diversified portfolio comprised primarily of fixed income, equity and real estate related investments. The portfolio, at times, may assume limited exposures to commodity related investments or other alternative asset classes.

## TOP INVESTMENTS

1. EQUITABLE LIFE INSURANCE COMP Active Canadian Bond Int Seg
2. SPDR S&P 500 ETF Trust (SPY)
3. BMO S&P/TSX Capped Composite Index ETF (ZCN)
4. BMO MSCI EAFE Hedged to CAD Index ETF (ZDM)
5. Vanguard U.S. Dividend Appreciation Index ETF(VGG)
6. CANADA Cash and Receivables, Payables
7. iShares S&P/TSX Capped Financials ETF (XFN)
8. Franklin International Equity Index ETF (FLUR)
9. BMO MSCI USA High Quality Index ETF (ZUQ)
10. BMO Low Volatility US Equity ETF (ZLU)

## HOW RISKY IS IT?

Low	<b>Low to medium</b>	Medium	Medium to high	High
-----	----------------------	--------	----------------	------

This is a Linked Interest Option. It is not a Mutual fund or Indices. You are not acquiring an interest in any investments tracked by this designated index or purchasing any units or legal interest in any security. You are placing funds on deposit, earning interest with the general funds of Equitable Life. Interest is based on the performance Equitable Life Active Balanced Portfolio *Select*.

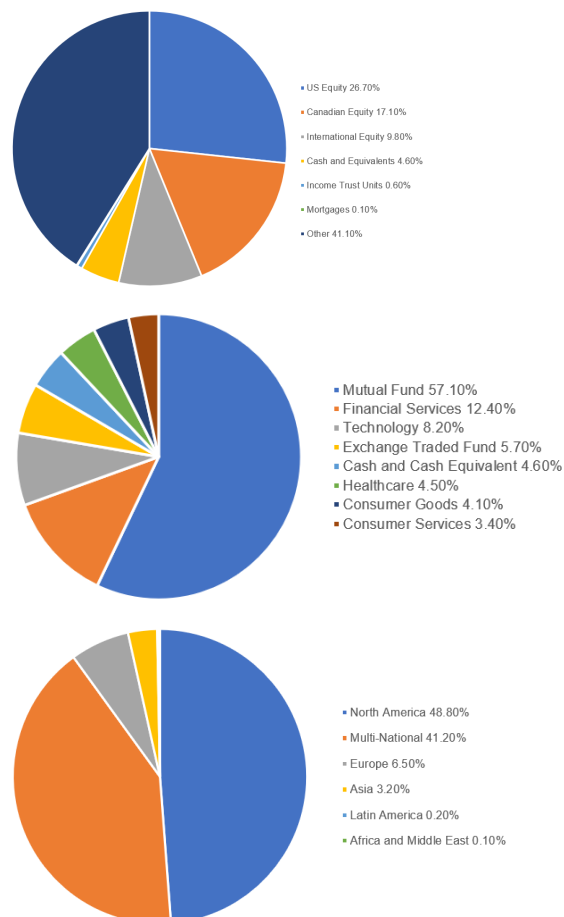
## HOW HAS IT PERFORMED?

<b>Compound returns (In Canadian dollars as of June 30, 2023)</b>	
1 month	1.46%
6 months	4.62%
1 year	6.59%
2 years	-1.90%
3 years	2.45%
5 years	2.11%
Since inception	4.82%

For current month returns, visit [www.equitable.ca](http://www.equitable.ca). Universal Life Rates & Performance can be found under Our Products / Universal Life / Resources.

Past performance does not guarantee future results. Investment results will vary. The fund or index being tracked may change at any time.

## INVESTMENT SEGMENTATION



## QUICK FACTS

<b>Portfolio Manager:</b>	Mackenzie Financial Corporation
<b>Date of Inception:</b>	May 12, 2003
<b>Asset Class:</b>	Global Equity Balanced
<b>Management Expense Ratio (MER):</b>	2.33%

## WHAT IS THE INVESTMENT OBJECTIVE?

The underlying fund objective is to seek capital growth and current income by investing primarily in a combination of equity and fixed-income securities of issuers located anywhere in the world.

## TOP 10 INVESTMENTS

1. Danaher Corp
2. Alphabet Inc.
3. Colgate-Palmolive Co
4. Johnson & Johnson
5. Reckitt Benckiser Group PLC
6. US Treasury 0.13% 01-15-2032 Inflation Indexed
7. Government of Israel 0% 10-11-2023
8. Government of New Zealand 3.50% 04-14-2033
9. US Treasury 0.13% 02-15-2052 Inflation Indexed
10. United States Treasury 3.50% 02-15-2033

## HOW RISKY IS IT?

Low	<b>Low to medium</b>	Medium	Medium to high	High
-----	----------------------	--------	----------------	------

This is a Linked Interest Option. It is not a Mutual fund or Indices. You are not acquiring an interest in any investments tracked by this designated index or purchasing any units or legal interest in any security. You are placing funds on deposit, earning interest with the general funds of Equitable Life. Interest is based on the performance of Mackenzie Ivy Global Balanced Fund.

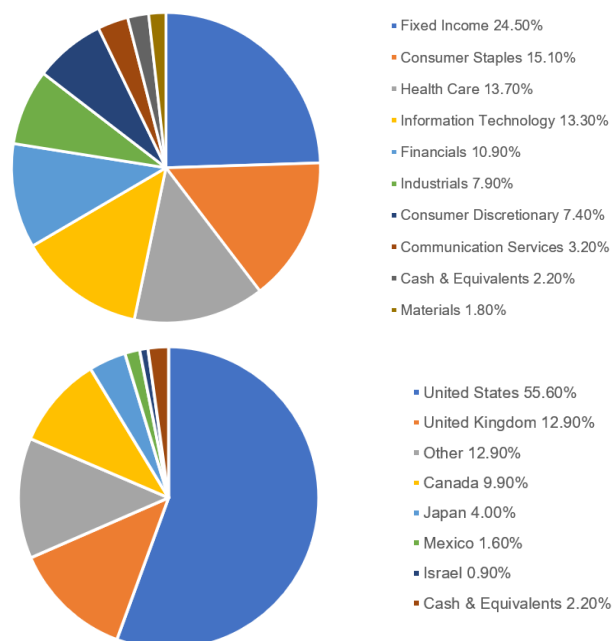
## HOW HAS IT PERFORMED?

<b>Compound returns</b> (In Canadian dollars as of June 30, 2023)	
1 month	1.06%
6 months	6.74%
1 year	10.45%
2 years	-4.30%
3 years	-0.27%
5 years	-2.65%
Since inception	3.53%

For current month returns, visit [www.equitable.ca](http://www.equitable.ca). Universal Life Rates & Performance can be found under Our Products / Universal Life / Resources.

Past performance does not guarantee future results. Investment results will vary. The fund or index being tracked may change at any time.

## INVESTMENT SEGMENTATION



## QUICK FACTS

<b>Manager of Tracked Index:</b>	Maintained by the S&P/TSX Canadian Index Committee
<b>Date of Inception:</b>	November 14, 1994
<b>Asset Class:</b>	Canadian Equity

## WHAT IS THE INVESTMENT OBJECTIVE?

Represents leading companies in leading industries, this Index covers approximately 73% of Canada's equity market capitalization. Its 60 stocks make it ideal for large cap coverage and a cost-effective way to achieve Canadian equity exposure.

## TOP 10 INVESTMENTS

1. ROYAL BANK OF CANADA
2. TORONTO DOMINION
3. SHOPIFY INC
4. ENBRIDGE INC
5. CANADIAN PACIFIC KANSAS CITY LTD
6. CANADIAN NATIONAL RAILWAY
7. BANK OF MONTREAL
8. CANADIAN NATURAL RESOURCES LTD
9. BANK OF NOVA SCOTIA HALIFAX
10. BROOKFIELD CORPORATION

## HOW RISKY IS IT?

Low	Low to medium	<b>Medium</b>	Medium to high	High
-----	---------------	---------------	----------------	------

This is a Linked Interest Option. It is not a Mutual fund or Indices. You are not acquiring an interest in any investments tracked by this designated index or purchasing any units or legal interest in any security. You are placing funds on deposit, earning interest with the general funds of Equitable Life. Interest is based on the performance of S&P/TSX60 Total Return Index.

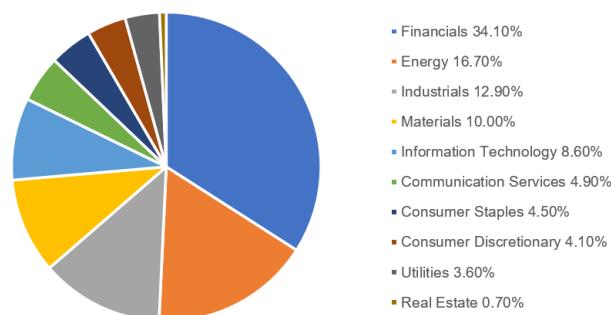
## HOW HAS IT PERFORMED?

<b>Compound returns</b> (In Canadian dollars as of June 30, 2023)	
1 month	3.57%
6 months	5.72%
1 year	9.66%
2 years	3.45%
3 years	12.65%
5 years	8.13%
Since inception	8.10%

For current month returns, visit [www.equitable.ca](http://www.equitable.ca). Universal Life Rates & Performance can be found under Our Products / Universal Life / Resources.

Past performance does not guarantee future results. Investment results will vary. The fund or index being tracked may change at any time.

## INVESTMENT SEGMENTATION



## QUICK FACTS

<b>Portfolio Manager:</b>	Franklin Templeton Investments Corp.
<b>Date of Inception:</b>	May 12, 2003
<b>Asset Class:</b>	Canadian Equity
<b>Management Expense Ratio (MER):</b>	2.19%

## WHAT IS THE INVESTMENT OBJECTIVE?

The underlying fund objective is long-term capital appreciation by investing primarily in a diversified portfolio of mid to large capitalization Canadian equities.

## TOP 10 INVESTMENTS

1. The Toronto-Dominion Bank
2. Royal Bank of Canada
3. Alimentation Couche-Tard Inc.
4. Canadian Pacific Kansas City Ltd.
5. Canadian National Railway
6. Agnico Eagle Mines Ltd.
7. Open Text Corp
8. Fortis Inc/Canada
9. Metro Inc.
10. TELUS Corp.

## HOW RISKY IS IT?

Low	Low to medium	<b>Medium</b>	Medium to high	High
-----	---------------	---------------	----------------	------

This is a Linked Interest Option. It is not a Mutual fund or Indices. You are not acquiring an interest in any investments tracked by this designated index or purchasing any units or legal interest in any security. You are placing funds on deposit, earning interest with the general funds of Equitable Life. Interest is based on the performance of Franklin Bissett Canadian Equity Fund..

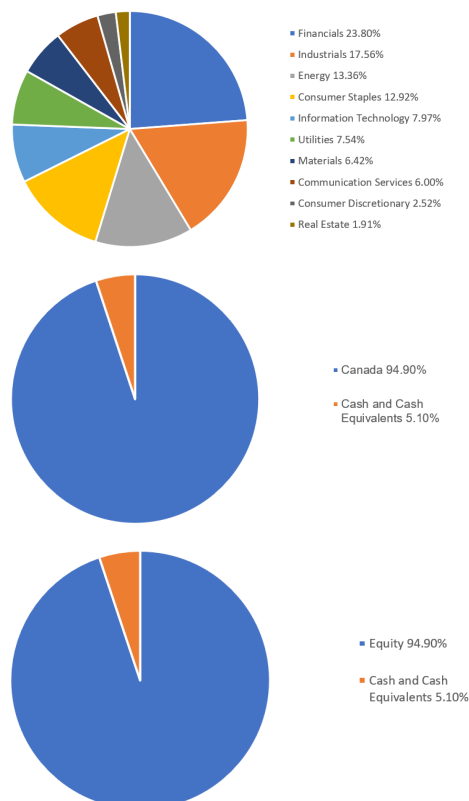
## HOW HAS IT PERFORMED?

<b>Compound returns</b> (In Canadian dollars as of June 30, 2023)	
1 month	2.11%
6 months	3.78%
1 year	4.26%
2 years	1.46%
3 years	10.46%
5 years	0.12%
Since inception	4.93%

For current month returns, visit [www.equitable.ca](http://www.equitable.ca). Universal Life Rates & Performance can be found under Our Products / Universal Life / Resources.

Past performance does not guarantee future results. Investment results will vary. The fund or index being tracked may change at any time.

## INVESTMENT SEGMENTATION



### QUICK FACTS

<b>Portfolio Manager:</b>	1832 Asset Management L.P
<b>Date of Inception:</b>	May 12, 2003
<b>Asset Class:</b>	Canadian Focused Equity
<b>Management Expense Ratio (MER):</b>	2.13%

### WHAT IS THE INVESTMENT OBJECTIVE?

The underlying fund objective is to seek to achieve high income and long-term growth of capital by investing primarily in equity securities that pay a dividend or distribution.

### TOP 10 INVESTMENTS

(July 31, 2023)

1. Royal Bank of Canada
2. Toronto-Dominion Bank
3. Enbridge Inc.
4. Canadian Natural Resources Limited
5. Canadian Pacific Kansas City Ltd
6. Microsoft Corporation
7. Canadian National Railway Company
8. Bank of Montreal
9. Bank of Nova Scotia
10. Brookfield Corporation

### HOW RISKY IS IT?

Low	<b>Low to medium</b>	Medium	Medium to high	High
-----	----------------------	--------	----------------	------

This is a Linked Interest Option. It is not a Mutual fund or Indices. You are not acquiring an interest in any investments tracked by this designated index or purchasing any units or legal interest in any security. You are placing funds on deposit, earning interest with the general funds of Equitable Life. Interest is based on the performance of Dynamic Equity Income Fund.

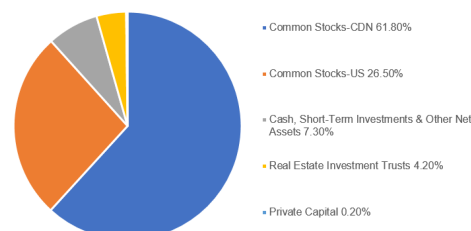
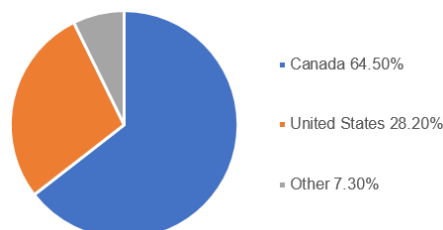
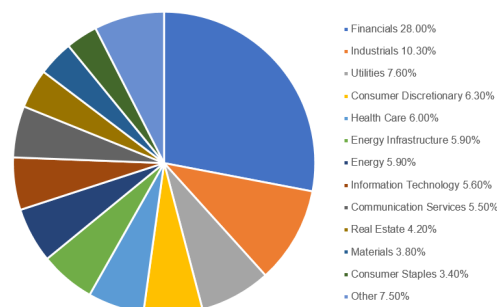
### HOW HAS IT PERFORMED?

<b>Compound returns</b> (In Canadian dollars as of June 30, 2023)	
1 month	3.18%
6 months	2.93%
1 year	6.40%
2 years	3.17%
3 years	9.09%
5 years	4.06%
Since inception	4.88%

For current month returns, visit [www.equitable.ca](http://www.equitable.ca). Universal Life Rates & Performance can be found under Our Products / Universal Life / Resources. Past performance does not guarantee future results. Investment results will vary. The fund or index being tracked may change at any time.

### INVESTMENT SEGMENTATION

(July 31, 2023)





## QUICK FACTS

<b>Manager of Tracked Index:</b>	Maintained by the S&P Index Committee
<b>Date of Inception:</b>	October 13, 2000
<b>Asset Class:</b>	U.S. Equity

## WHAT IS THE INVESTMENT OBJECTIVE?

Widely regarded as the best single gauge of the U.S. equities market, this Index includes 500 leading companies in leading industries in the U.S. economy. Although it focuses on the large cap segment of the market, with approximately 80% coverage of U.S. equities, it is also an ideal proxy for the total market.

## TOP 10 INVESTMENTS

(as of June 30, 2023)

1. Apple Inc.
2. Microsoft Corporation
3. Amazon.com Inc.
4. NVIDIA Corp
5. Alphabet Inc. Class A
6. Tesla Inc.
7. Meta Platforms Inc. Class A
8. Alphabet Inc. Class C
9. Berkshire Hathaway Inc. Class B
10. UnitedHealth Group Inc.

## HOW RISKY IS IT?

Low	Low to medium	<b>Medium</b>	Medium to high	High
-----	---------------	---------------	----------------	------

This is a Linked Interest Option. It is not a Mutual fund or Indices. You are not acquiring an interest in any investments tracked by this designated index or purchasing any units or legal interest in any security. You are placing funds on deposit, earning interest with the general funds of Equitable Life. Interest is based on the performance of S&P 500 Total Return Index.

## HOW HAS IT PERFORMED?

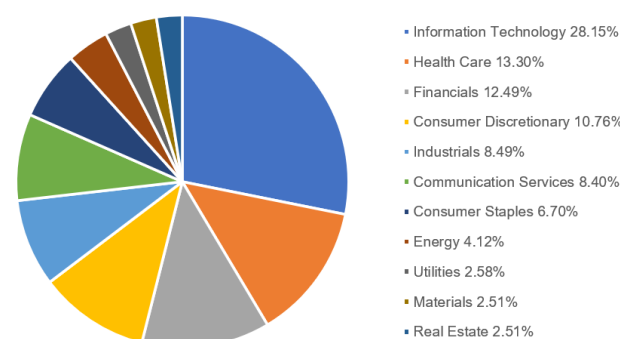
<b>Compound returns</b> (In Canadian dollars as of June 30, 2023)	
1 month	3.76%
6 months	14.27%
1 year	22.88%
2 years	6.86%
3 years	13.50%
5 years	12.43%
Since inception	6.72%

For current month returns, visit [www.equitable.ca](http://www.equitable.ca). Universal Life Rates & Performance can be found under Our Products / Universal Life / Resources.

Past performance does not guarantee future results. Investment results will vary. The fund or index being tracked may change at any time.

## INVESTMENT SEGMENTATION

(as of July 3, 2023)



## QUICK FACTS

<b>Manager of Tracked Index:</b>	Maintained by NASDAQ
<b>Date of Inception:</b>	October 13, 2000
<b>Asset Class:</b>	U.S. Equity

## WHAT IS THE INVESTMENT OBJECTIVE?

Includes 100 of the largest domestic and international non-financial securities listed on The Nasdaq Stock Market based on market capitalization. The Index reflects companies across major industry groups including computer hardware and software, telecommunications, retail/wholesale trade and biotechnology. It does not contain securities of financial companies including investment companies.

## TOP 10 INVESTMENTS

(as of July 2, 2023)

1. Microsoft Corp
2. Apple Inc
3. NVIDIA Corp
4. Amazon.com Inc
5. Tesla Inc
6. Meta Platforms Inc
7. Alphabet Inc
8. Alphabet Inc
9. Broadcom Inc
10. PepsiCo Inc

## HOW RISKY IS IT?

Low	Low to medium	<b>Medium</b>	Medium to high	High
-----	---------------	---------------	----------------	------

This is a Linked Interest Option. It is not a Mutual fund or Indices. You are not acquiring an interest in any investments tracked by this designated index or purchasing any units or legal interest in any security. You are placing funds on deposit, earning interest with the general funds of Equitable Life. Interest is based on the performance of NASDAQ 100 Total Return Index.

## HOW HAS IT PERFORMED?

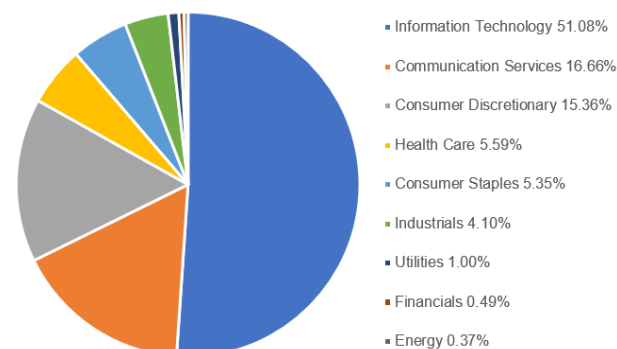
<b>Compound returns</b> (In Canadian dollars as of June 30, 2023)	
1 month	3.70%
6 months	36.23%
1 year	36.79%
2 years	6.41%
3 years	14.13%
5 years	17.79%
Since inception	7.17%

For current month returns, visit [www.equitable.ca](http://www.equitable.ca). Universal Life Rates & Performance can be found under Our Products / Universal Life / Resources.

Past performance does not guarantee future results. Investment results will vary. The fund or index being tracked may change at any time.

## INVESTMENT SEGMENTATION

(as of July 6, 2023)



## QUICK FACTS

<b>Manager of Tracked Index:</b>	Maintained by Dow Jones Indexes
<b>Date of Inception:</b>	September 24, 2001
<b>Asset Class:</b>	U.S. Equity

## WHAT IS THE INVESTMENT OBJECTIVE?

To represent large and well-known U.S. companies. Covers all industries with the exception of Transportation and Utilities.

## TOP 10 INVESTMENTS

(as of June 30, 2023)

1. UnitedHealth Group Inc.
2. Microsoft Corp.
3. Goldman Sachs Group Inc.
4. The Home Depot Inc.
5. McDonald's Corp
6. Caterpillar Inc.
7. Visa Inc. Class A
8. Amgen Inc.
9. Salesforce Inc
10. Boeing Company

## HOW RISKY IS IT?

Low	Low to medium	<b>Medium</b>	Medium to high	High
-----	---------------	---------------	----------------	------

This is a Linked Interest Option. It is not a Mutual fund or Indices. You are not acquiring an interest in any investments tracked by this designated index or purchasing any units or legal interest in any security. You are placing funds on deposit, earning interest with the general funds of Equitable Life. Interest is based on the performance of Dow Jones Industrial Average Total Return Index.

## HOW HAS IT PERFORMED?

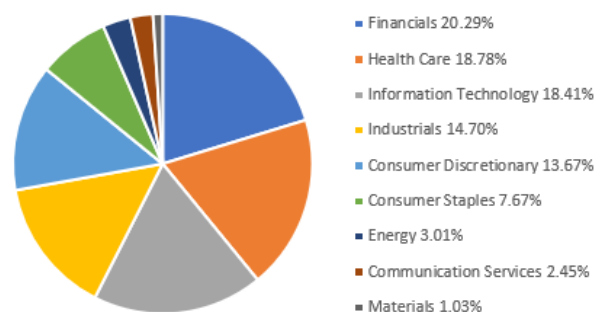
<b>Compound returns</b> (In Canadian dollars as of June 30, 2023)	
1 month	1.88%
6 months	2.58%
1 year	17.36%
2 years	5.34%
3 years	11.23%
5 years	9.71%
Since inception	7.99%

For current month returns, visit [www.equitable.ca](http://www.equitable.ca). Universal Life Rates & Performance can be found under Our Products / Universal Life / Resources.

Past performance does not guarantee future results. Investment results will vary. The fund or index being tracked may change at any time.

## INVESTMENT SEGMENTATION

(as of July 3, 2023)



## QUICK FACTS

<b>Portfolio Manager:</b>	Franklin Templeton Investments Corp.
<b>Date of Inception:</b>	November 1, 1995
<b>Asset Class:</b>	Global Equity
<b>Management Expense Ratio (MER):</b>	2.43%

## WHAT IS THE INVESTMENT OBJECTIVE?

Long-term capital appreciation by investing primarily in equity securities of companies around the world and fixed income securities issued by governments or companies of any country. May invest in any country or industry in any proportion. The Fund's Series A (Hedged) seeks to minimize the impact of currency fluctuations.

## TOP 10 INVESTMENTS

1. Alphabet Inc.
2. Samsung Electronics Co., Ltd.
3. TJX Cos Inc
4. BP PLC
5. Taiwan Semiconductor Manufacturing Co Ltd
6. Unilever PLC
7. Medtronic PLC
8. Johnson & Johnson
9. Rolls-Royce Holdings PLC
10. Comcast Corp

## HOW RISKY IS IT?

Low	Low to medium	<b>Medium</b>	Medium to high	High
-----	---------------	---------------	----------------	------

This is a Linked Interest Option. It is not a Mutual fund or Indices. You are not acquiring an interest in any investments tracked by this designated index or purchasing any units or legal interest in any security. You are placing funds on deposit, earning interest with the general funds of Equitable Life. Interest is based on the performance of Templeton Growth Fund Ltd.

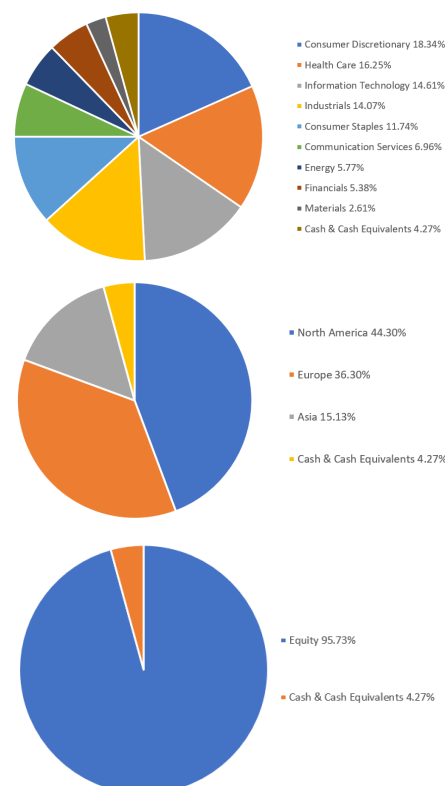
## HOW HAS IT PERFORMED?

<b>Compound returns</b> (In Canadian dollars as of June 30, 2023)	
1 month	2.55%
6 months	9.90%
1 year	18.80%
2 years	0.19%
3 years	5.35%
5 years	1.09%
Since inception	4.71%

For current month returns, visit [www.equitable.ca](http://www.equitable.ca). Universal Life Rates & Performance can be found under Our Products / Universal Life / Resources.

Past performance does not guarantee future results. Investment results will vary. The fund or index being tracked may change at any time.

## INVESTMENT SEGMENTATION



### QUICK FACTS

<b>Manager of Tracked Index:</b>	Maintained by Stoxx Ltd.
<b>Date of Inception:</b>	October 13, 2000
<b>Asset Class:</b>	European Equity

### WHAT IS THE INVESTMENT OBJECTIVE?

The tracked index is based on select securities of European STOXX Benchmark Indices that were structured to follow the EU Paris-aligned Benchmark. The aim is to reduce greenhouse gas intensity by at least 50% and meet year-on-year 7% decarbonization targets when compared to their underlying benchmarks.

### TOP 10 INVESTMENTS

1. LVMH MOET HENNESSY
2. HERMES INTERNATIONAL
3. SANOFI
4. SAP
5. ASML HLDG
6. L'OREAL
7. IBERDROLA
8. AIR LIQUIDE
9. DEUTSCHE POST
10. DEUTSCHE TELEKOM

### HOW RISKY IS IT?

Low	Low to medium	<b>Medium</b>	Medium to high	High
-----	---------------	---------------	----------------	------

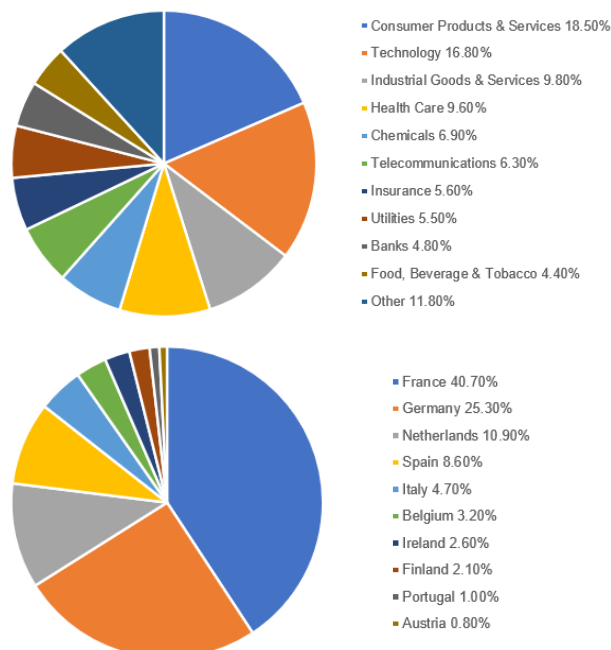
This is a Linked Interest Option. It is not a Mutual fund or Indices. You are not acquiring an interest in any investments tracked by this designated index or purchasing any units or legal interest in any security. You are placing funds on deposit, earning interest with the general funds of Equitable Life. Interest is currently based on the performance of STOXX Europe 600 Paris Aligned Benchmark Total Return Index.

### HOW HAS IT PERFORMED?

<b>Compound returns</b> (In Canadian dollars as of June 30, 2023)	
1 month	1.39%
6 months	13.28%
1 year	28.21%
2 years	1.21%
3 years	8.04%
5 years	4.64%
Since inception	2.41%

For current month returns, visit [www.equitable.ca](http://www.equitable.ca). Universal Life Rates & Performance can be found under Our Products / Universal Life / Resources. Past performance does not guarantee future results. Investment results will vary. The fund or index being tracked may change at any time. Equation Generation® IV universal life insurance is not issued, sponsored, endorsed, sold, or promoted by Stoxx Ltd. or its affiliates.

### INVESTMENT SEGMENTATION





## QUICK FACTS

<b>Portfolio Manager:</b>	Franklin Templeton Investments Corp.
<b>Date of Inception:</b>	June 14, 2004
<b>Asset Class:</b>	Global Fixed Income Balanced
<b>Management Expense Ratio (MER):</b>	1.71%

## WHAT IS THE INVESTMENT OBJECTIVE?

High current income and some long-term capital appreciation by investing primarily in a diversified mix of income and bond mutual funds.

## TOP 10 INVESTMENTS

1. Franklin Bissett Core Plus Bond Fund
2. Franklin Bissett Canadian Government Bond Fund
3. Franklin Liberty Global Aggregate Bond ETF (CAD-Hedged)
4. Franklin Bissett Short Duration Bond Fund
5. Franklin Strategic Income Fund
6. Franklin Western Asset Core Plus Bond Fund
7. Franklin U.S. Core Equity Fund
8. Franklin Bissett Canadian Equity Fund
9. Franklin FTSE U.S. Index ETF
10. Franklin FTSE Canada All Cap Index ETF

## HOW RISKY IS IT?

<b>Low</b>	Low to medium	Medium	Medium to high	High
------------	---------------	--------	----------------	------

This is a Linked Interest Option. It is not a Mutual fund or Indices. You are not acquiring an interest in any investments tracked by this designated index or purchasing any units or legal interest in any security. You are placing funds on deposit, earning interest with the general funds of Equitable Life. Interest is based on the performance of Franklin Quotential Diversified Income Portfolio.

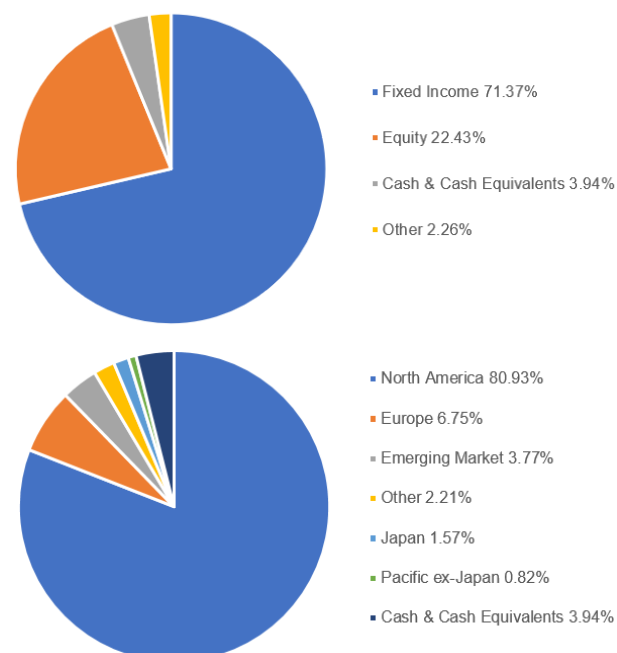
## HOW HAS IT PERFORMED?

<b>Compound returns</b> (In Canadian dollars as of June 30, 2023)	
1 month	0.69%
6 months	3.44%
1 year	4.52%
2 years	-3.91%
3 years	-1.20%
5 years	0.81%
Since inception	3.12%

For current month returns, visit [www.equitable.ca](http://www.equitable.ca). Universal Life Rates & Performance can be found under Our Products / Universal Life / Resources.

Past performance does not guarantee future results. Investment results will vary. The fund or index being tracked may change at any time.

## INVESTMENT SEGMENTATION



## QUICK FACTS

<b>Portfolio Manager:</b>	Franklin Templeton Investments Corp.
<b>Date of Inception:</b>	June 14, 2004
<b>Asset Class:</b>	Global Neutral Balanced
<b>Management Expense Ratio (MER):</b>	2.00%

## WHAT IS THE INVESTMENT OBJECTIVE?

A balance of current income and long-term capital appreciation by investing in a diversified mix of equity and income mutual funds, with a bias towards income.

## TOP 10 INVESTMENTS

1. Franklin Bissett Core Plus Bond Fund
2. Franklin Bissett Canadian Government Bond Fund
3. Franklin Liberty Global Aggregate Bond ETF (CAD-Hedged)
4. Franklin Bissett Short Duration Bond Fund
5. Franklin U.S. Core Equity Fund
6. Franklin Bissett Canadian Equity Fund
7. Franklin Strategic Income Fund
8. Franklin Western Asset Core Plus Bond Fund
9. Franklin FTSE U.S. Index ETF
10. Franklin International Core Equity Fund

## HOW RISKY IS IT?

Low	<b>Low to medium</b>	Medium	Medium to high	High
-----	----------------------	--------	----------------	------

This is a Linked Interest Option. It is not a Mutual fund or Indices. You are not acquiring an interest in any investments tracked by this designated index or purchasing any units or legal interest in any security. You are placing funds on deposit, earning interest with the general funds of Equitable Life. Interest is based on the performance of Franklin Quotential Balanced Income Portfolio.

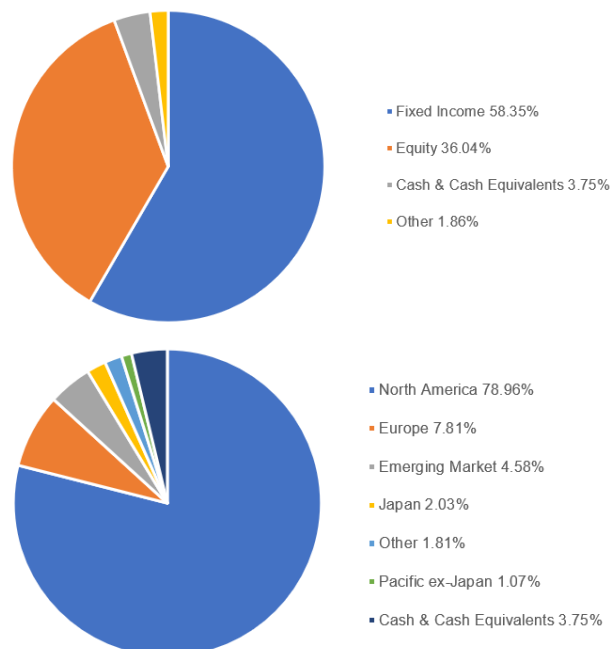
## HOW HAS IT PERFORMED?

<b>Compound returns</b> (In Canadian dollars as of June 30, 2023)	
1 month	1.06%
6 months	4.12%
1 year	6.13%
2 years	-3.02%
3 years	0.77%
5 years	1.62%
Since inception	3.58%

For current month returns, visit [www.equitable.ca](http://www.equitable.ca). Universal Life Rates & Performance can be found under Our Products / Universal Life / Resources.

Past performance does not guarantee future results. Investment results will vary. The fund or index being tracked may change at any time.

## INVESTMENT SEGMENTATION



## QUICK FACTS

<b>Portfolio Manager:</b>	Franklin Templeton Investments Corp.
<b>Date of Inception:</b>	June 14, 2004
<b>Asset Class:</b>	Global Equity Balanced
<b>Management Expense Ratio (MER):</b>	2.04%

## WHAT IS THE INVESTMENT OBJECTIVE?

A balance of current income and long-term capital appreciation by investing in a diversified mix of equity and income mutual funds, with a bias towards capital appreciation.

## TOP 10 INVESTMENTS

1. Franklin Bissett Core Plus Bond Fund
2. Franklin Bissett Canadian Government Bond Fund
3. Franklin U.S. Core Equity Fund
4. Franklin Bissett Canadian Equity Fund
5. Franklin FTSE U.S. Index ETF
6. Franklin International Core Equity Fund
7. Franklin Liberty Global Aggregate Bond ETF (CAD-Hedged)
8. Franklin U.S. Rising Dividends Fund
9. Franklin FTSE Canada All Cap Index ETF
10. Franklin Canadian Core Equity Fund

## HOW RISKY IS IT?

Low	<b>Low to medium</b>	Medium	Medium to high	High
-----	----------------------	--------	----------------	------

This is a Linked Interest Option. It is not a Mutual fund or Indices. You are not acquiring an interest in any investments tracked by this designated index or purchasing any units or legal interest in any security. You are placing funds on deposit, earning interest with the general funds of Equitable Life. Interest is based on the performance of Franklin Quotential Balanced Growth Portfolio.

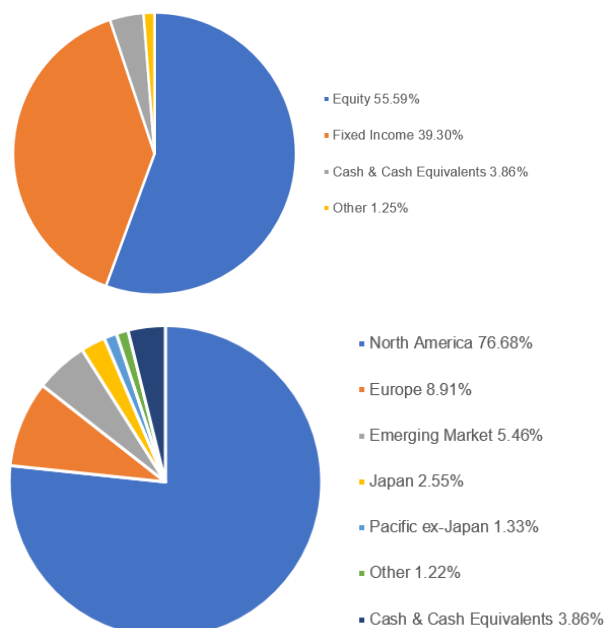
## HOW HAS IT PERFORMED?

<b>Compound returns</b> (In Canadian dollars as of June 30, 2023)	
1 month	1.65%
6 months	5.30%
1 year	8.84%
2 years	-1.64%
3 years	3.27%
5 years	2.85%
Since inception	4.20%

For current month returns, visit [www.equitable.ca](http://www.equitable.ca). Universal Life Rates & Performance can be found under Our Products / Universal Life / Resources.

Past performance does not guarantee future results. Investment results will vary. The fund or index being tracked may change at any time.

## INVESTMENT SEGMENTATION



## QUICK FACTS

<b>Portfolio Manager:</b>	Franklin Templeton Investments Corp.
<b>Date of Inception:</b>	June 14, 2004
<b>Asset Class:</b>	Global Equity Balanced
<b>Management Expense Ratio (MER):</b>	2.03%

## WHAT IS THE INVESTMENT OBJECTIVE?

Long-term capital appreciation by investing primarily in a diversified mix of equity mutual funds, with additional stability derived from investing in fixed income mutual funds.

## TOP 10 INVESTMENTS

1. Franklin U.S. Core Equity Fund
2. Franklin Bissett Canadian Equity Fund
3. Franklin Bissett Core Plus Bond Fund
4. Franklin FTSE U.S. Index ETF
5. Franklin International Core Equity Fund
6. Franklin U.S. Rising Dividends Fund
7. Franklin FTSE Canada All Cap Index ETF
8. Franklin Bissett Canadian Government Bond Fund
9. Franklin Canadian Core Equity Fund
10. SPDR Portfolio S&P 500 Value ETF

## HOW RISKY IS IT?

Low	<b>Low to medium</b>	Medium	Medium to high	High
-----	----------------------	--------	----------------	------

This is a Linked Interest Option. It is not a Mutual fund or Indices. You are not acquiring an interest in any investments tracked by this designated index or purchasing any units or legal interest in any security. You are placing funds on deposit, earning interest with the general funds of Equitable Life. Interest is based on the performance of Franklin Quotential Growth Portfolio.

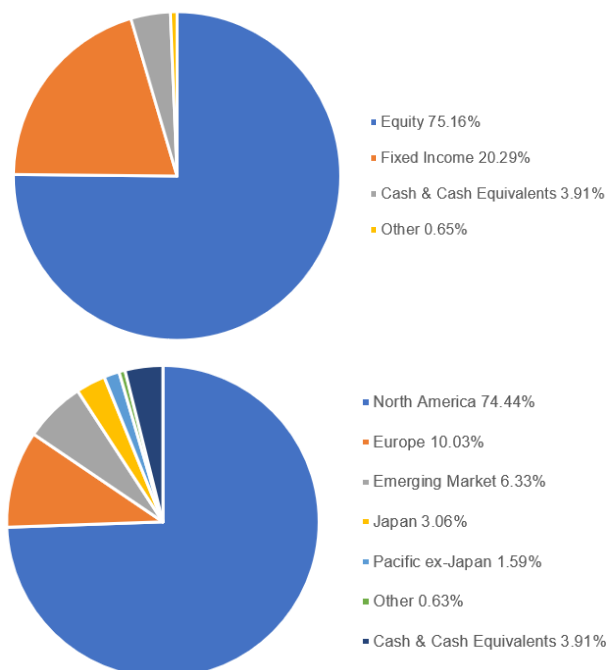
## HOW HAS IT PERFORMED?

<b>Compound returns</b> (In Canadian dollars as of June 30, 2023)	
1 month	2.26%
6 months	6.52%
1 year	11.63%
2 years	-0.23%
3 years	5.87%
5 years	4.07%
Since inception	4.31%

For current month returns, visit [www.equitable.ca](http://www.equitable.ca). Universal Life Rates & Performance can be found under Our Products / Universal Life / Resources.

Past performance does not guarantee future results. Investment results will vary. The fund or index being tracked may change at any time.

## INVESTMENT SEGMENTATION



## QUICK FACTS

<b>Portfolio Manager:</b>	Franklin Templeton Investments Corp.
<b>Date of Inception:</b>	June 14, 2004
<b>Asset Class:</b>	Global Equity
<b>Management Expense Ratio (MER):</b>	2.15%

## WHAT IS THE INVESTMENT OBJECTIVE?

Long-term capital appreciation by investing primarily in a diversified mix of global equity mutual funds.

## TOP 10 INVESTMENTS

1. Franklin U.S. Core Equity Fund
2. Franklin FTSE U.S. Index ETF
3. Franklin International Core Equity Fund
4. Franklin U.S. Rising Dividends Fund
5. SPDR Portfolio S&P 500 Value ETF
6. Franklin International Equity Index ETF
7. Franklin Clearbridge U.S. Sustainability Leaders Fund
8. Franklin U.S. Opportunities Fund
9. Templeton Emerging Markets Fund
10. Franklin ClearBridge Sustainable International Growth Fund

## HOW RISKY IS IT?

Low	<b>Low to medium</b>	Medium	Medium to high	High
-----	----------------------	--------	----------------	------

This is a Linked Interest Option. It is not a Mutual fund or Indices. You are not acquiring an interest in any investments tracked by this designated index or purchasing any units or legal interest in any security. You are placing funds on deposit, earning interest with the general funds of Equitable Life. Interest is based on the performance of Franklin Quotential Diversified Equity Portfolio.

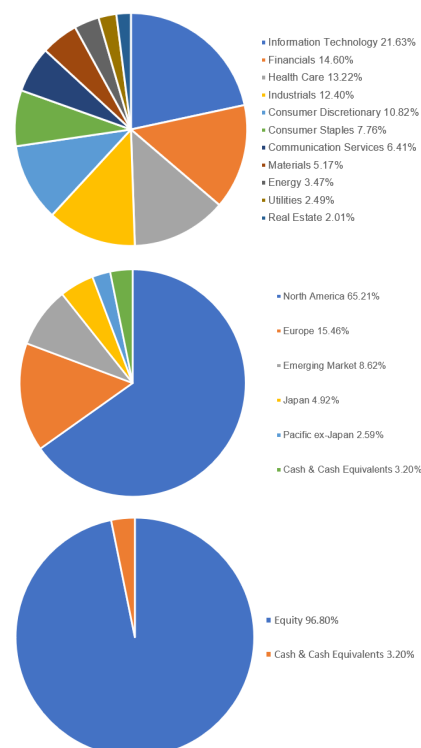
## HOW HAS IT PERFORMED?

<b>Compound returns</b> (In Canadian dollars as of June 30, 2023)	
1 month	3.05%
6 months	9.09%
1 year	16.92%
2 years	-0.08%
3 years	6.71%
5 years	5.35%
Since inception	4.90%

For current month returns, visit [www.equitable.ca](http://www.equitable.ca). Universal Life Rates & Performance can be found under Our Products / Universal Life / Resources.

Past performance does not guarantee future results. Investment results will vary. The fund or index being tracked may change at any time.

## INVESTMENT SEGMENTATION





## **Notes:**

Values under 1 year reflect the actual percentage change for the period in question. All values shown for reporting periods of 1 year or greater reflect average annual compound rates of return.

Linked Interest Options are NOT mutual funds, segregated funds, indices, or any other kind of investment fund: the policyholders are NOT investing in or acquiring units in an investment fund or other security. Funds are placed on deposit, earning interest, with the general funds of Equitable Life®. Policyholders may be credited positive or debited negative interest depending on the performance of the underlying fund or index being tracked. The underlying fund or index being tracked may change at any time. Linked Interest Option administration fees will apply.

The linked interest options available with the Equitable Generations® or the Equation Generation® IV universal life insurance policy offer exposure to both equity and fixed income markets. While linked interest options may provide the potential for greater rates of return over the long term, there is an inherent risk in selecting them as investment options. Unlike the daily interest account or the guaranteed deposit accounts where there are guarantees with respect to the credited interest rates, investments in the linked interest options are NOT GUARANTEED. It is possible to receive negative interest, which will result in a decrease to account value. Policyholders should ensure that there are always sufficient funds to cover the monthly charges, including cost of insurance, administration and any riders and benefits. Interest earnings shown above do not reflect the current Equitable Generations or the current Equation Generation IV Linked Interest Option Administration Charges. The Linked Interest Option Administration Charges must be taken into consideration when determining interest credited or debited to the policy. Please see the policy contract for details.

**Equitable Generations and Equation Generation IV** universal life insurance are not issued, sponsored, endorsed, sold, or promoted by: Toronto Stock Exchange, the McGraw-Hill companies, Inc., Franklin Templeton Investments, Mackenzie Financial Corporation, 1832 Asset Management LP, Invesco Canada Ltd or Fidelity Investments Canada ULC. None of these entities or their affiliates make any representation or warranty, expressed, or implied whatsoever regarding the advisability of selecting any Linked Interest Options, making any investment with The Equitable Life Insurance Company of Canada, or acquiring either an Equitable Generations or an Equation Generation IV universal life insurance policy. As such, none of these entities have any association, liability, or responsibility with respect to either policy.

**Equitable Life, Equitable Life of Canada, Equitable Generations and Equation Generation IV** are trademarks of The Equitable Life Insurance Company of Canada.

**NASDAQ** – The Product(s) is not sponsored, endorsed, sold or promoted by Nasdaq, Inc., or its affiliates (Nasdaq, with its affiliates, are referred to as the “Corporations”). The Corporations have not passed on the legality or suitability of, or the accuracy or adequacy of descriptions and disclosures relating to, the Product(s). The Corporations make no representation or warranty, express or implied to the owners of the Product(s) or any member of the public regarding the advisability of investing in securities generally or in the Product(s) particularly, or the ability of the Nasdaq-100 ESG Index™, and Nasdaq-100 ESG™, NASDAQ 100® Total Return Indexes, to track general stock market performance. The Corporations’ only relationship to The Equitable Life Insurance Company of Canada (“Licensee”) is in the licensing of the Nasdaq®, Nasdaq-100 ESG Index™, and Nasdaq-100 ESG™, NASDAQ 100® Total Return Index, and certain trade names of the Corporations and the use of the index, which is determined, composed, and calculated by Nasdaq without regard to Licensee or the Product(s). Nasdaq has no obligation to take the needs of the Licensee or the owners of the Product(s) into consideration in determining, composing or calculating the Nasdaq-100 ESG Index™, and Nasdaq-100 ESG™, NASDAQ 100® Total Return Indexes. The Corporations are not responsible for and have not participated in the determination of the timing of, prices at, or quantities, of the Product(s) to be issued or in the determination or calculation of the equation by which the Product(s) is to be converted into cash. The Corporations have no liability in connection with the administration, marketing, or trading of the Product(s).

**Fidelity** is a registered trademark of 483A Bay Street Holdings LP. Used with permission.

**Dynamic Funds** is a registered trademark of its owner, used under license, and a division of 1832 Asset Management L.P.

**Invesco®** and all associated trademarks are trademarks of Invesco Holding Company Limited, used under licence. Invesco is a registered business name of Invesco Canada Ltd.

**S&P** – The S&P 500® Total Return Index, S&P/TSX® 60 Total Return Index, S&P 500® ESG Total Return Index, S&P/TSX® Comp ESG Total Return Index (the “Underlying Funds/Indices”) are products of S&P Dow Jones Indices LLC or its affiliates (“SPDJI”) and S&P Global or its affiliates and has have been licensed for use by The Equitable Life Insurance Company of Canada. Standard & Poor’s® and S&P® are registered trademarks of Standard & Poor’s Financial Services LLC (“S&P”) and Dow Jones® is a registered trademark of Dow Jones Trademark Holdings LLC (“Dow Jones”). The trademarks have been licensed to SPDJI and have been sublicensed for use for certain purposes by The Equitable Life Insurance Company of Canada. The American Equity Index, Canadian Equity Index, American Equity Index (ESG), Canadian Equity Index (ESG), American Equity, Canadian Equity, and US Blue Chip Linked Interest Options under Equitable Life’s universal life insurance products (the “Linked Interest Options”) are not sponsored, endorsed, sold or promoted by SPDJI, Dow Jones, S&P, any of their respective affiliates (collectively, “S&P Dow Jones Indices”) or S&P Global or its affiliates. Neither S&P Dow Jones Indices nor S&P Global or its affiliates make any representation or warranty, express or implied, to the owners of the Linked Interest Options or any member of the public regarding the advisability of investing in securities generally or in the Linked Interest Options particularly or the ability of the Underlying Funds/Indices to track general market performance. S&P Dow Jones Indices and S&P Global or its affiliates only relationship to The Equitable Life Insurance Company of Canada with respect to the Underlying Funds/Indices is the licensing of the Index and certain trademarks, service marks and/or trade names of S&P Dow Jones Indices and/or its licensors. The Underlying Funds/Indices are determined, composed, and calculated by S&P Dow Jones Indices or S&P Global or its affiliates without

regard to The Equitable Life Insurance Company of Canada or the Linked Interest Options. S&P Dow Jones Indices and S&P Global or its affiliates have no obligation to take the needs of The Equitable Life Insurance Company of Canada or the owners of the Linked Interest Options into consideration in determining, composing, or calculating the Underlying Funds/Indices. Neither S&P Dow Jones Indices nor S&P Global or its affiliates are responsible for and have not participated in the determination of the prices, and amount of Linked Interest Options or the timing of the issuance or sale of the Linked Interest Options or in the determination or calculation of the equation by which the Linked Interest Options are to be converted into cash, surrendered, or redeemed. S&P Dow Jones Indices and S&P Global or its affiliates have no obligation or liability in connection with the administration, marketing, or trading of the Linked Interest Options. There is no assurance that investment products based on the Underlying Funds/Indices will accurately track index performance or provide positive investment returns. S&P Dow Jones Indices LLC is not an investment advisor. Inclusion of a security within an index is not a recommendation by S&P Dow Jones Indices to buy, sell, or hold such security, nor is it considered to be investment advice.

NEITHER S&P DOW JONES INDICES NOR S&P GLOBAL OR ITS AFFILIATES GUARANTEES THE ADEQUACY, ACCURACY, TIMELINESS AND/OR THE COMPLETENESS OF THE UNDERLYING FUNDS/INDICES OR ANY DATA RELATED THERETO OR ANY COMMUNICATION, INCLUDING BUT NOT LIMITED TO, ORAL OR WRITTEN COMMUNICATION (INCLUDING ELECTRONIC COMMUNICATIONS) WITH RESPECT THERETO. S&P DOW JONES INDICES AND S&P GLOBAL OR ITS AFFILIATES SHALL NOT BE SUBJECT TO ANY DAMAGES OR LIABILITY FOR ANY ERRORS, OMISSIONS, OR DELAYS THEREIN. S&P DOW JONES INDICES AND S&P GLOBAL OR ITS AFFILIATES MAKES NO EXPRESS OR IMPLIED WARRANTIES, AND EXPRESSLY DISCLAIMS ALL WARRANTIES, OF MERCHANTABILITY OR FITNESS FOR A PARTICULAR PURPOSE OR USE OR AS TO RESULTS TO BE OBTAINED BY THE EQUITABLE LIFE INSURANCE COMPANY OF CANADA, OWNERS OF THE LINKED INTEREST OPTIONS, OR ANY OTHER PERSON OR ENTITY FROM THE USE OF THE UNDERLYING FUNDS/INDICES OR WITH RESPECT TO ANY DATA RELATED THERETO. WITHOUT LIMITING ANY OF THE FOREGOING, IN NO EVENT WHATSOEVER SHALL S&P DOW JONES INDICES OR S&P GLOBAL OR ITS AFFILIATES BE LIABLE FOR ANY INDIRECT, SPECIAL, INCIDENTAL, PUNITIVE, OR CONSEQUENTIAL DAMAGES INCLUDING BUT NOT LIMITED TO, LOSS OF PROFITS, TRADING LOSSES, LOST TIME OR GOODWILL, EVEN IF THEY HAVE BEEN ADVISED OF THE POSSIBILITY OF SUCH DAMAGES, WHETHER IN CONTRACT, TORT, STRICT LIABILITY, OR OTHERWISE. THERE ARE NO THIRD-PARTY BENEFICIARIES OF ANY AGREEMENTS OR ARRANGEMENTS BETWEEN S&P DOW JONES INDICES AND THE EQUITABLE LIFE INSURANCE COMPANY OF CANADA, OTHER THAN THE LICENSORS OF S&P DOW JONES INDICES.

**STOXX** – The STOXX Europe 600 Paris Aligned Benchmark Total Return Index is a product of Stoxx Ltd. Equitable Generations and Equation Generation IV universal life insurance are not issued, sponsored, endorsed, sold, or promoted by Stoxx Ltd. or its affiliates. Stoxx Ltd. and its affiliates make no representation regarding the advisability of investing in Equitable Generations or Equation Generation IV universal life insurance nor do they have any liability for any errors, omissions, or interruptions of the STOXX Europe 600 Paris Aligned Benchmark Total Return Index. STOXX is a registered trademark of Stoxx Ltd.

# Works for me.®

Canadians have turned to Equitable Life since 1920 to protect what matters most. We work with independent advisors across Canada to offer individual insurance, savings and retirement and group benefits solutions to meet your needs.

Equitable Life is not your typical financial services company. We have the knowledge, experience and ability to find solutions that work for you. We're friendly, caring and interested in helping. And we're owned by our participating policyholders, not shareholders, allowing us to focus on your needs and providing you with personalized service, financial protection and peace of mind.



Equitable Life  
of Canada®

📍 The Equitable Life Insurance Company of Canada 📞 1.800.722.6615 🌐 [www.equitable.ca](http://www.equitable.ca)

® denotes a trademark of The Equitable Life Insurance Company of Canada.

1193(2023/6/30)